

Manage Your Business Easy..



- Ledger is a Business Management Solution
- Helps to maintain proper record of your day to day business operations.
- Package helps to manage both Trading and Service Industry business.
- Helps to have a proper eye on Purchase, Stock, Sales, Employee Etc.

ledger



ledger

POS



Target Markets : Small Shops, Business units, service industries, POS counters etc.

Manage your Sales Counter with Ledger POS. Its very easy to use and less complicated to implement. Training is easy.

Key Features

- Password Protected Login.
- User wise Accessibility restriction.
- Local Purchase Order.
- GRN.
- Supplier Invoices.
- Point of Sale.
- Delivery Note.
- Receipts and Payables.
- Cheque Management.
- Bank Transactions.
- Task Management.
- Reminders.
- Stock Management.
- Re-order level Reminders.

- Reports.
- Supports – Receipt Printer, Cash Drawer, Pole Display.



Business Management Solutions.

Basic Functionalities – Part1

- **Employee Register** → Includes Document Expiry Tracking and Attaching Documents.
- **Customer Register** → Customer Database with their License and ID storage and expiry management.
- **Supplier Register** → Can keep records about the suppliers whom the business deals with.
- **Item Register** → The user can define Items or Products with their Cost Price, Selling Price and Bargain Cutoff Price and the Reorder Level.
- **Projects** → User can define projects to analyse project wise income and expenditure.
- **Packages / Assembly** → If Items sold in packages or as assembly.
- **Petty Cash Manager** → Will facilitate management to assign Petty cash reserve.

Basic Functionalities – Part 2

- **LPO** → For Issuing Local Purchase Order.
- **WO** → To raise Work Order for Sub Contractors.
- **Purchase/GRN** → Material Purchase.
- **Invoice** → Supply of Material or Service.
- **Delivery Note** → Manage Delivery Details.
- **Task Scheduler** → To Keep Diary
- **Quick Notes** → Scribble pad for Sudden note.
- **Stock Entry** → This is to feed initial Stock.
- **Enquiry** → To check price with the supplier.


Basic Functionalities – Part 3

- Finance Module → Covers Bank, Cash, Petty Cash, Cheque Entry Details and other Expenditures.
- A very vast source of reports is the major attraction of this package. Management will be timely informed about the required subjects.
- Reports Covering →
 - Employee Reports
 - Customer
 - Supplier
 - LPO Report
 - Purchase Report
 - Stock Report
 - Project Wise Report
 - Payables and Receivables.
 - Customer Statement
 - Cheque Entry Report.
 - Total Income and Expenditure
 - Expiry of Documents.
 - Petty Cash Report
 - Invoice Report.
 - Salesman Commission Report.




Make your POS through Ledger...

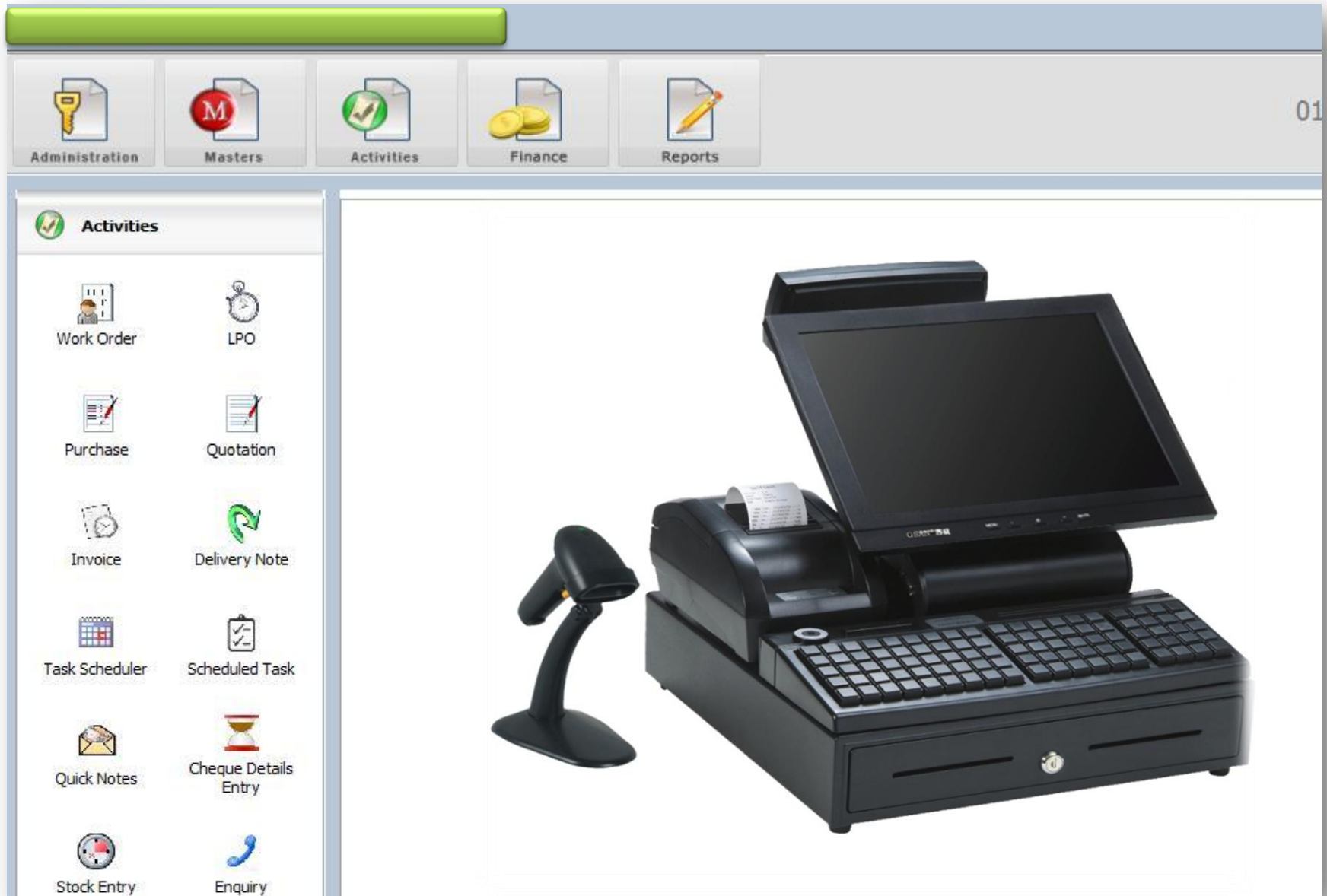
Product Tour – Main Screen




Masters Screen




Activities Screen



Finance Screen



Reports Screen



Item Master

The screenshot displays the 'Item Master' application interface. At the top, a green header bar is followed by a navigation bar with icons for Administration, Masters, Activities, Finance, and Reports. The time 9:51:08 PM is shown in the top right. The main area features a 'Masters' sidebar with icons for Customer, Bank, Projects, Petty Cash Reserves, and Asset. A central 'Item' form is open, containing fields for Part No., Group, Brand, Description, Cost Price, Selling Price, Unit, and Reorder Level. The form is titled 'Item' and has a close button (X) in the top right corner. At the bottom of the form, there are buttons for Save, Edit, Delete, Reset, and Close.

Administration Masters Activities Finance Reports 9:51:08 PM

Masters

Customer Bank Projects Petty Cash Reserves Asset

Item

Part No. N97

Group Mobile

Brand Nokia

Description Nokia N97

Cost Price 200 Selling Price 350

Unit Nos

Reorder Level

Save Edit Delete Reset Close

Invoice Window Sample

Invoice

Customer *
Select One +

Delivery Note
Select One +

Company

Address

Attn:

Tel (Off.)

Email

Fax No.

Invoice No. * 8 Recent Invoice No : 7

Date *
12-06-2011

Terms

LPO No.

Ref No.

Del. Note No.

Sales Person

Project
Select One +

Currency

Product Details

Type
Item

Part No.
N97

Group
Mobile

Brand
Nokia

Description
Nokia N97 +

Qty

Unit
Nos

Disc %
0

Unit Price
350

Discount Amt
0

Amount
350

+ Add

- Remove

Change

Total

SINo.	Part No.	Description	Qty	Unit	Unit Price	Disc %	Disc
-------	----------	-------------	-----	------	------------	--------	------

Payment Details

Total Amount

Advance Amount

Group Discount Amount

Net Amount

Mode of Payment
-Select One-

Status
-Select One-

Balance

Payment Description
1) PAYMENT WITHIN 30 DAYS.
2) GOODS RECEIVED IN GOOD CONDITION.

Amount in words

Ship To

Save

Print

Edit

Delete

Reset

Close

Thank you and Cheers!!

Do business with an Ease with Ledger and climb up the success ladder without any major tensions.



Happy to Serve you!!

ledger

